



The New Standard Of Quality

Aluminum Handrail and Accessibility Systems

Featuring Styles AVON®, BRIDGEPORT®, BELLAIRE® and CANTON® INFILL



- **STRONG/DURABLE**
- **DESIGN FLEXIBILITY**
- **MAINTENANCE FREE**
- **EASY INSTALLATION**

Welcome to **SPECRAIL®**

America's trusted supplier of Aluminum Rails and Fencing for over 50 years now raises the standard on Deck and Porch Railing Systems!

Step UP to Specrail . . . *The New Standard Of Quality*

Contents

- 1. Introduction – SPECRAIL Style Spectrum and design capabilities** **3**
 - New! CANTON® Infill Railings:** Glass or Wire
 - 3 Standard Colors:** Black, White, Bronze


- 2. SPECRAIL Aluminum Vertical Picket Deck and Porch Rails** **4-5**
 - AVON®:** Constructed of aluminum extrusions with stainless steel screws.
 - BRIDGEPORT®:** Concealed fasteners distinguish this easy-to-install system.
 - BELLAIRE®:** Lighter Extrusions make Bellaire an excellent value and easy installation.

- 3. SPECRAIL Accessibility Options (ADA Compliance)** **6**

Specrail's styles can be fabricated ADA compliant with All-Aluminum schedule 90 Pipe and accessories. Easy installation meets durable construction in Commercial and Residential applications.

- 4. SPECRAIL Options and Upgrades** **7**
 - New! Smooth Breadloaf Rail Top System**
 - Handrail Lighting • Decorative Scrolls • Ball Caps, Base Mounting Flanges • Custom Color Options.

- 5. Ease of Installation Guide – Product Specifications – How to reach Specrail** **8**
 - Architectural Code Compliance
 - AAMA 2604 Compliant
 - Dimensions Guide
 - Custom Color Matching:** can match the most discriminating palette.
 - Premium In-House, State-of-the-Art Powder Line**




Step Up To . . . CANTON® INFILL SYSTEM

Our Canton® system for full or partial glass design offers a myriad of infill options as shown below. Specrail makes it easy to find the perfect solution to complement your space and style.

Patterns



Expanded Metal




Perforated Metal



Woven Wire



Welded Wire




Glass



Step Up To ... AVON[®]

Designed for easy installation, it provides the look and feel of quality. Avon[®] railings offer a simple, yet sturdy design, adding an element of beauty to stairs, ramps, porches and decks. Whether your application is residential, commercial or industrial, the Avon[®] series is an ideal fit!



Step Up To ... BRIDGEPORT[®]

The superior quality of the Avon[®] series with concealed fasteners! Clean, smooth surfaces with contemporary design make Bridgeport[®] the choice of architects and consumers. The advantage of all-aluminum design and powder-coat finish keeps these railings low-maintenance and elegant for years to come.



Step Up To ... BELLAIRE[®]

Bellaire[®] offers a slimmer profile as a cost-effective alternative with the same uncompromising quality and durability. Bellaire[®] is the perfect choice for a front porch, pool deck, entrance ramp or exit from the back door. This railing will complement any setting.






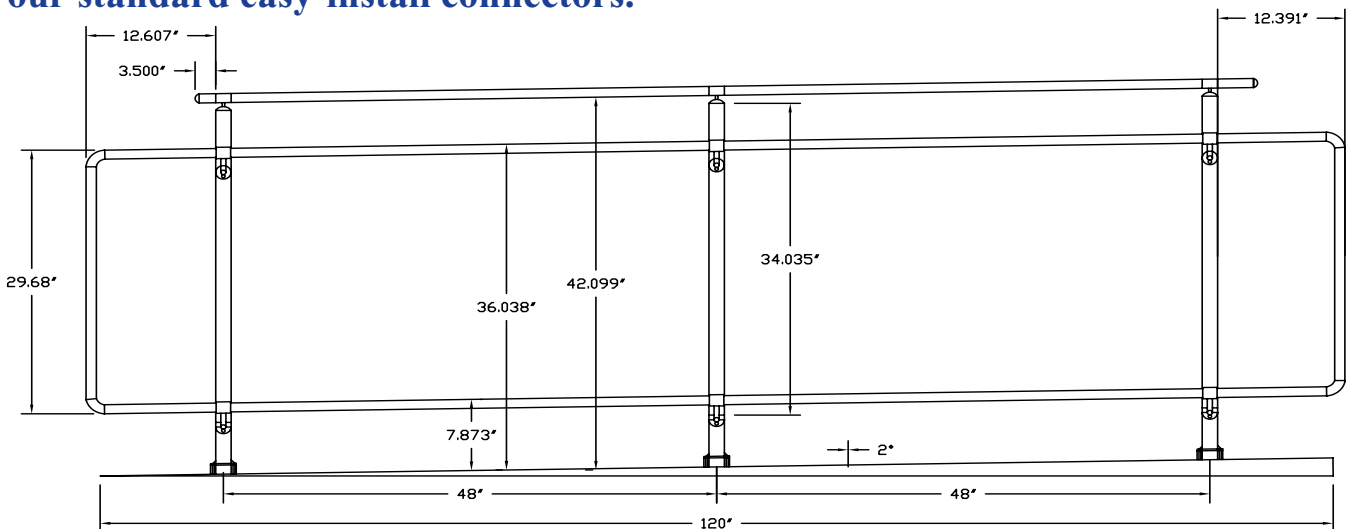
The New Standard Of Quality

Step Up To . . . **STYLISH ADA COMPLIANCE**

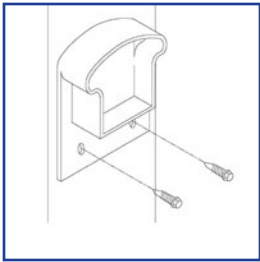
SPECRAIL's 950 series ADA secondary rail accessory options help you to combine style with functionality in a reliable, long-lasting manner.



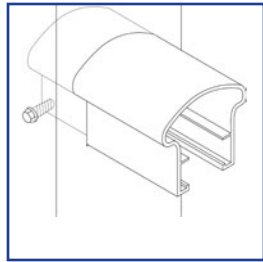
Add SPECRAIL ADA compliant rails to any existing style or brand of handrail with our standard easy-install connectors.



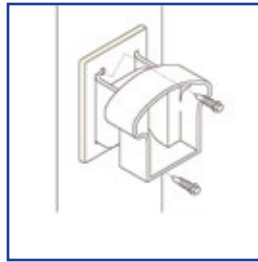
Step Up To . . . EASY INSTALLATION Using Stationary and Adjustable Brackets



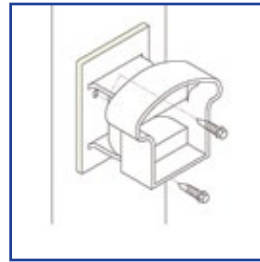
Standard Bracket



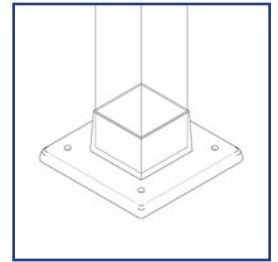
Routed Post



Vertical Bracket

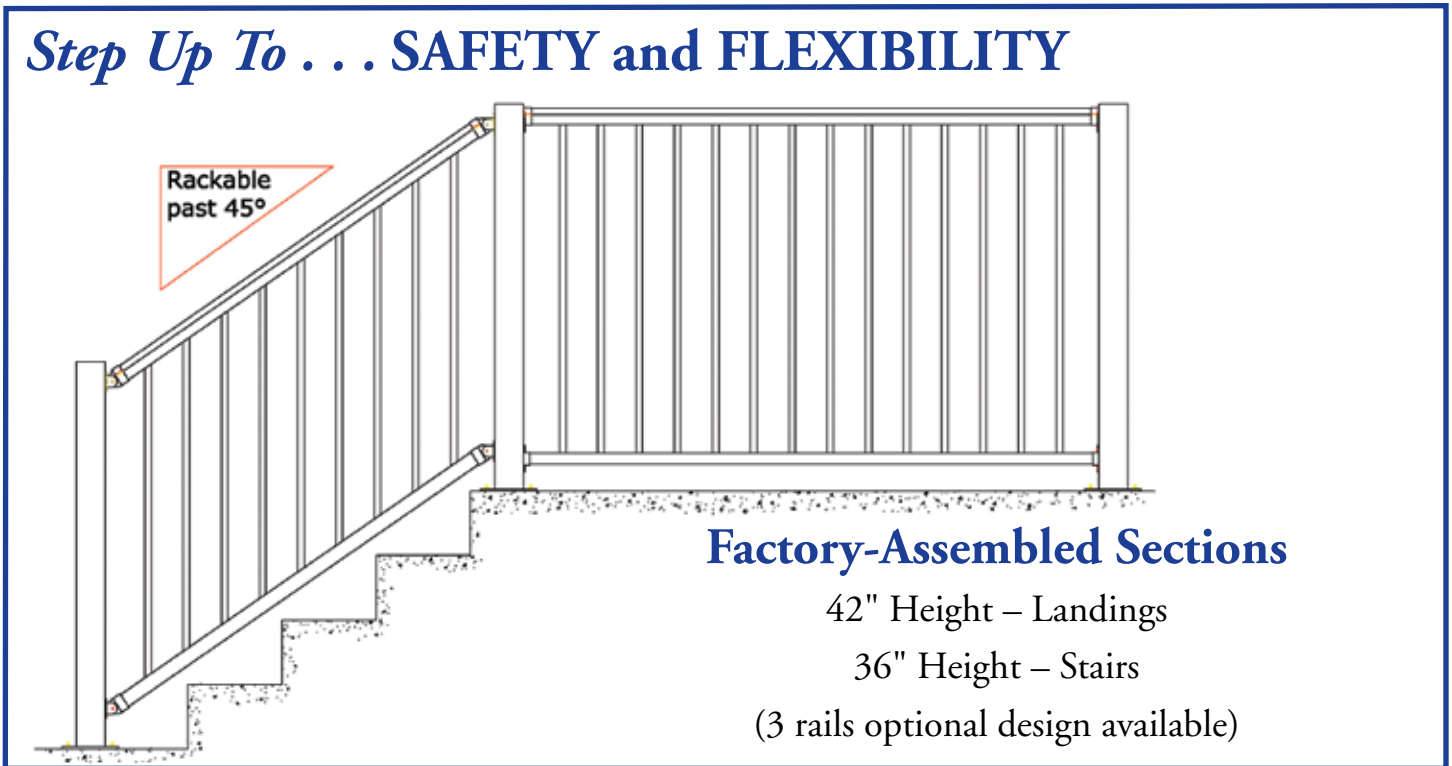


Horizontal Bracket




Deck Mount

Step Up To . . . SAFETY and FLEXIBILITY



Step Up To . . . ACCESSORIES



Ball Cap




Electric Powered Post Lamp



Solar Powered Post Lamp



Mid-Post Deck Lighting



Decorative Flange



Aluminum Railing Specifications



	Bridgeport® (Concealed Screws) 6', 8', 10' sections	Avon® 6', 8', 10' sections	Bellaire® 6' sections
Top Rail (Breadloaf)	2"h x 2.5"w	2"h x 2.5"w	1.75"h x 1.5"w
Bottom Rail	1.625"h x 1.625"w	1.625"h x 1.625"w	1.5"h x 1"w
Horizontal Rail (Can be used as second rail or top)	1.625"h x 1.625"w	1.625"h x 1.625"w	1.5"h x 1"w
Pickets	1" x 1" x .065"	1" x 1" x .065"	.75" x .75" x .05"
Picket Spacing	4.75" O.C. 3.75" Air Space	4.75" O.C. 3.75" Air Space	4.312" O.C. 3.562" Air Space
Post Options	3" x 3" x .125 wall 4" x 4" x .125 wall	3" x 3" x .125 wall 4" x 4" x .125 wall	2" x 2" x .060 wall 2.5" x 2.5" x .0875 wall 2.5" x 2.5" x .125 wall
Height	36" & 42" Standard Custom Heights Available	36" & 42" Standard Custom Heights Available	36" & 42" Standard Custom Heights Available
Colors Available	Black White Bronze Powder AAMA 2604	Black White Bronze Powder AAMA 2604	Black White Bronze Powder AAMA 2604


SPECRAIL®
 THE NEW STANDARD OF QUALITY

333 Welton Street • Hamden, CT 06517
 Phone: 800-243-6256 • 203-248-6346
 Fax: 203-248-8489
www.specrail.com



(513) 677-4040